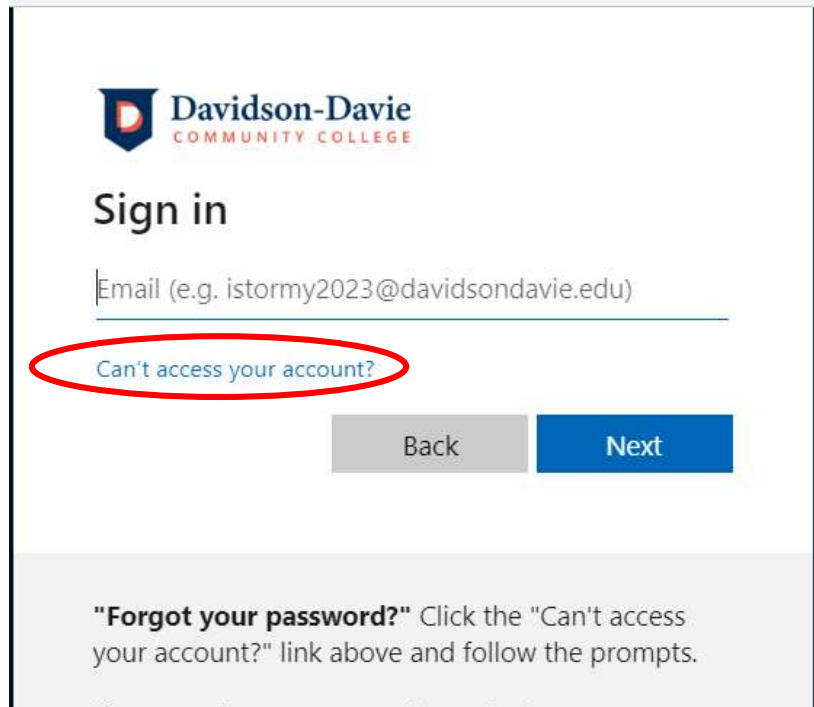


How to change your StormTrac password:

- Go to: www.DavidsonDavie.Edu > Current Students > StormTrac Login
- On this login screen, choose "Can't access your account?"



Davidson-Davie
COMMUNITY COLLEGE

Sign in

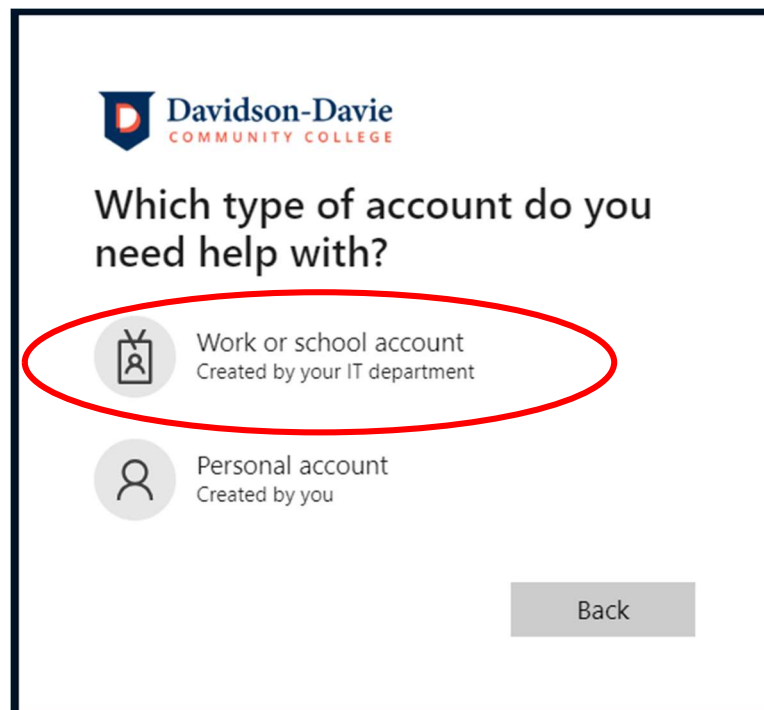
Email (e.g. istormy2023@davidsondavie.edu)

[Can't access your account?](#)

Back Next


"Forgot your password?" Click the "Can't access your account?" link above and follow the prompts.


- Select **"Work or school account"**



Davidson-Davie
COMMUNITY COLLEGE

Which type of account do you need help with?

 Work or school account
Created by your IT department

 Personal account
Created by you

Back

- Enter your username and fill in the characters from the picture


Microsoft

Get back into your account

Who are you?

To recover your account, begin by entering your email or username and the characters in the picture or audio below.

Email or Username: *

Example: user@contoso.onmicrosoft.com or user@contoso.com

Enter the characters in the picture or the words in the audio. *

Next Cancel

- Choose “Test my mobile phone” and click NEXT



Get back into your account

verification step 1 > choose a new password

Please choose the contact method we should use for verification:

<input checked="" type="radio"/> Text my mobile phone	What phone number would you like to use for verification?
<input type="radio"/> Call my mobile phone	<input checked="" type="radio"/> Text me at *****48
<input type="radio"/> Call my office phone	<input type="radio"/> Text me at *****du
<input type="radio"/> Approve a notification on my authenticator app	Next

This should allow you to change your password.